




Advancing Breakthroughs in Cancer Research

Annual Report 2024

WWW.THEMARKFOUNDATION.ORG



A Message from Our Leadership



Ryan Schoenfeld

Ryan Schoenfeld, PhD
Chief Executive Officer



R. N. DuBois

Raymond N. DuBois, MD, PhD
Executive Chairman of the Board



We stand at a pivotal moment for cancer research - and in today's challenging funding environment, the role of foundations and strategic partnerships is more critical than ever in sustaining and accelerating vital scientific discovery. Yet, in this moment of uncertainty, our mission remains clear: accelerating the translation of innovative cancer research into life-saving treatments. We continue to fill critical funding gaps and foster partnerships that span academia, industry, and clinical practice. We fund science with the biggest potential for impact, even if results aren't guaranteed. And we take chances on collaborative projects that draw on novel, multidisciplinary approaches.

In 2024, we proudly surpassed a significant milestone: over \$260 million in total grants awarded since our inception just seven years ago. The projects we support span a broad spectrum of cancer types and research stages, and are located across more than 110 institutions in 16 countries. This year, we also brought together leading researchers to tackle critical challenges like discovering new treatments for intractable brain cancers and targeting the tumor microenvironment, because we believe that breaking down institutional and disciplinary boundaries is critical to driving progress.

Within these pages, you'll discover stories and data that illustrate the incredible impact of our dedicated scientific community. This Annual Report is a testament to their remarkable achievements over the past year, and to our ongoing shared commitment to the fight against cancer.

A Message from Our Founder



Alex Knaster
Alex Knaster
Founder

As I reflect on the past year, I'm struck by the incredible momentum building within The Mark Foundation for Cancer Research. It's truly inspiring to see our vision evolve and expand in ways we could only have hoped for.

In 2024, we awarded more than \$34 million in grant funding, supporting a wide range of projects led by world-leading cancer researchers at every career stage. Our commitment to collaboration has deepened, with exciting new partnerships forged with other organizations that will amplify our collective impact. Perhaps most rewarding is witnessing more and more Mark Foundation-funded research progress toward patient impact with key publications and new clinical trials. These tangible steps forward underscore the vital role our community plays in transforming cancer care.

I am immensely proud of the dedication shown by our entire team, led by Ryan and Ray, our brilliant grantees, and the invaluable contributions of our scientific and industry advisors, grant reviewers, and partners. Their unwavering commitment makes all of this possible.

Thank you for being a part of this essential mission. Together, we are working toward a future free from the burden of cancer.



Global Reach, Powerful Support

In 2024, The Mark Foundation awarded more than \$34 million in funding to enable breakthrough partnerships and research into a range of cancer types, reflecting our commitment to advancing discovery and supporting researchers worldwide.

\$34.5+M

Grant funding awarded in 2024

212

Peer-reviewed publications by grantees

7

New interventional trials launched

\$97.1 M

Follow-on funding enabled by Mark Foundation grants

\$242M

Capital raised in 2024 by companies enabled by Mark Foundation grants

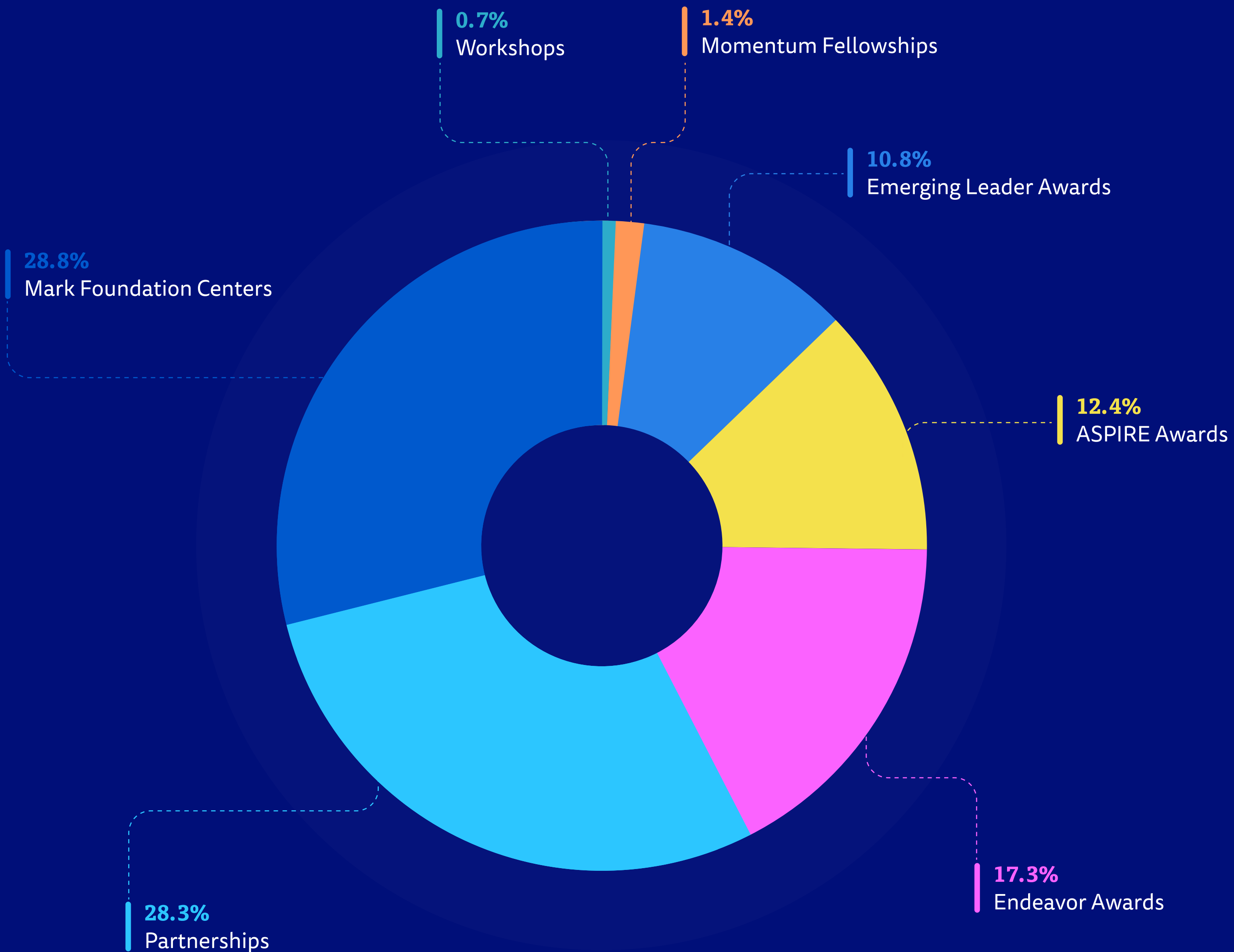
2

Successful exits by companies built on Mark Foundation-funded research



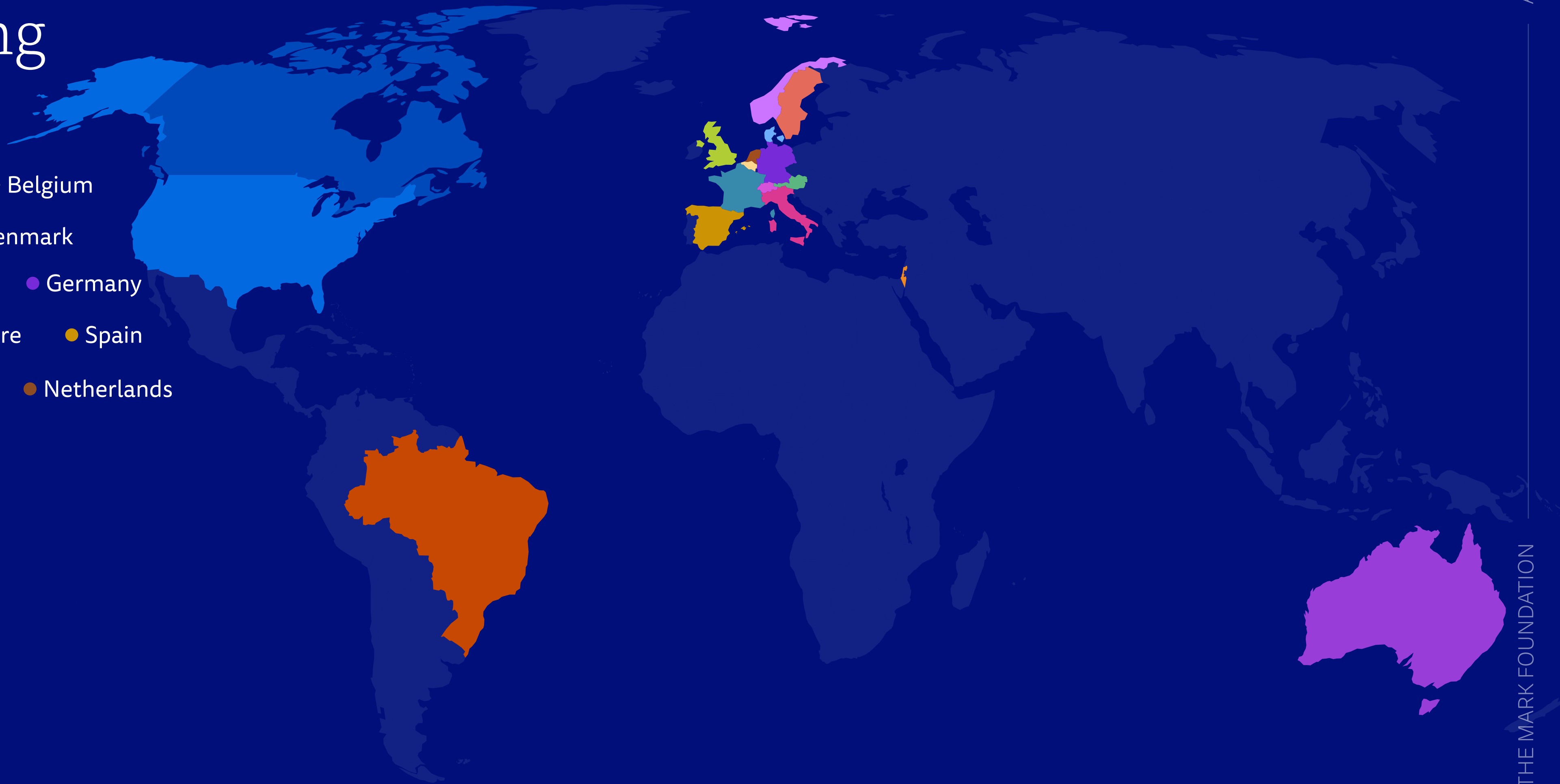
2024 Funding by Award Type

The Mark Foundation's diverse grant portfolio allows us to support research by individual investigators and scientific teams at every stage, from basic discovery to clinical trials.



Since 2017, The Mark Foundation Has Funded Investigators at 110+ Institutions in 18 Countries and Counting


- Australia
- Austria
- Belgium
- Brazil
- Canada
- Denmark
- United Kingdom
- France
- Germany
- Israel
- Italy
- Singapore
- Spain
- Sweden
- Switzerland
- Netherlands
- Norway
- United States



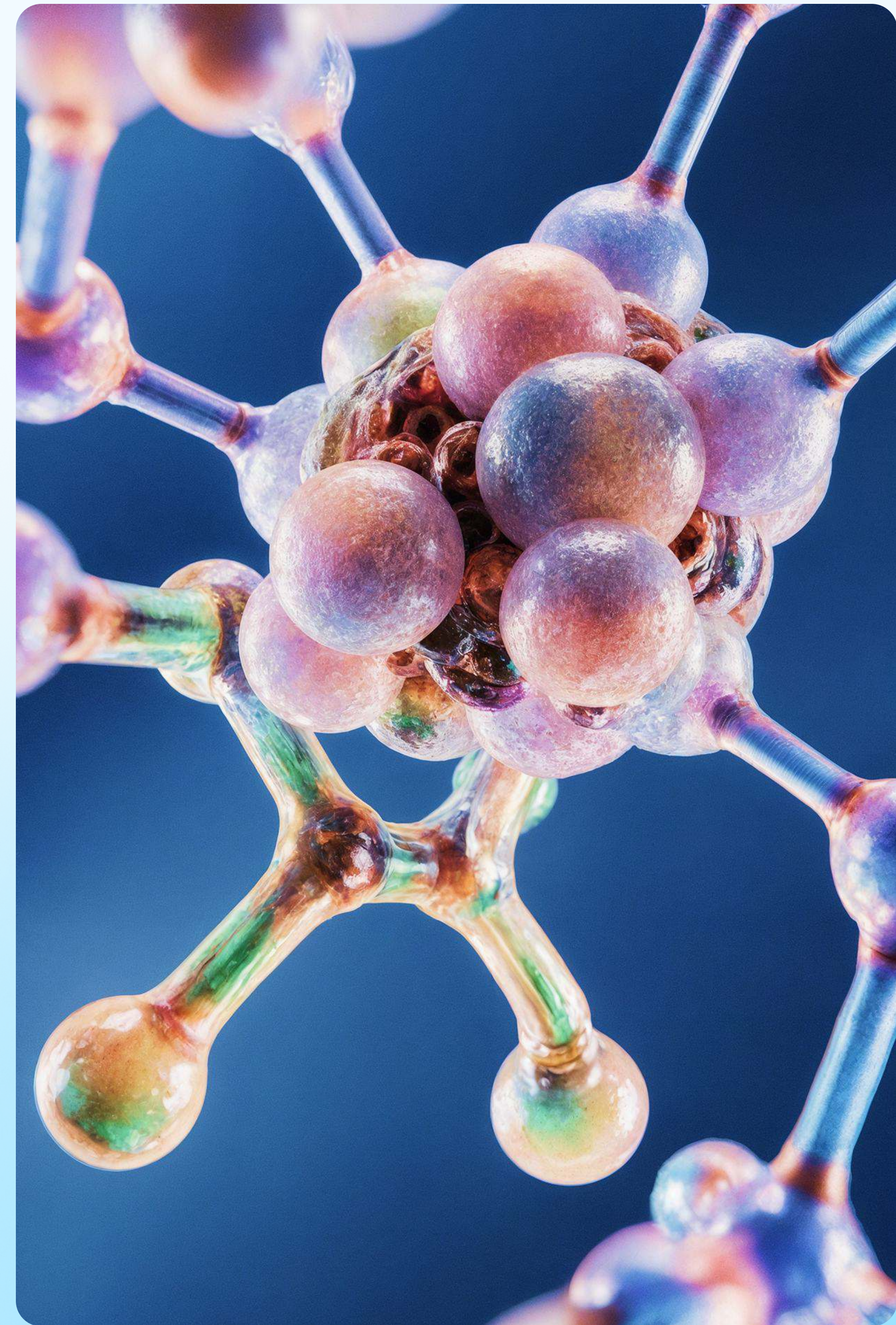


• Features

An Emerging Leader's Evolution



Andrew Lane, MD, PhD



• Features

As a physician-scientist specializing in blood cancers, Andy Lane, MD, PhD, saw a clear pattern among his patients: most of them were male.

This wasn't a statistical blip. Most blood cancers show a male bias of 20-30%, with some rare forms exhibiting even more dramatic disparities. Dendritic cell leukemia appears at a four-to-one male-to-female ratio, and the ratio for hypereosinophilic syndrome is a staggering nine-to-one.

To Lane's frustration, the cause of these disparities was unknown. Historically, some sex biases in cancer have been attributed to behavioral differences—for instance, lung cancer in women rose significantly as their smoking rates equalized with men's by the 1960s and 70s—but these external factors were only relevant to some cancer types.

Lane's "aha moment" came a decade ago. Sequencing a number of leukemias, he observed that all tumors with a particular mutated gene on the X chromosome were found in male patients. He hypothesized that a subset of genes could contribute to cancer disparities based on their location on the X or Y chromosome. Ready to explore further, he turned to The Mark Foundation.

"Over that same time period, there was absolutely no change in the male-female ratio of kidney and bladder cancer, for example," he explains. "While cell-extrinsic factors like hormones could play a role, I also started to suspect that there might be differences within the cancer cells themselves."



Uncovering Sex-Linked Cancer Drivers

Lane — now Associate Chief of the Division of Hematologic Neoplasia at Dana-Farber Cancer Institute and Associate Professor at Harvard Medical School —utilized his Emerging Leader Award (ELA) to search for sex-linked genes across multiple blood cancers. The work quickly yielded significant findings.

“In some cases, we were able to identify genes that led to cancers being very biased towards males or females, and even to figure out the function of those genes,” Lane says. “For example, we found that ZRSR2, a splicing factor gene on the X chromosome, was involved in a type of dendritic cell leukemia as well as some other cancers. But there were other disparities that we never figured out.”

In an extension to the initial ELA grant, Lane and his team expanded the work to explore how sex-linked chromosome alterations, like loss of the Y chromosome (which occurs in about half of men by age 80), might impact malignancies. Ongoing research in this area, he hopes, could ultimately help identify tumor-suppressing genes on the Y chromosome and potentially lead to new therapeutic targets. That deep dive into male-dominated leukemias, however, also led Lane to make a crucial pivot.



A Serendipitous Discovery: The Role of PI3 Kinase Gamma

As they explored the mechanisms driving diverse types of leukemia, Lane's team had focused on a rare, highly male-biased dendritic cell leukemia. "There are only about 500 cases of this leukemia a year in the United States," Lane explained. "But its genetics and the markers on the cell surface are very similar to those of acute myeloid leukemia, so we hoped that by looking at this rare cancer, we could learn something that we could apply more broadly."

Leveraging the extensive research infrastructure—including patient-derived xenografts and deep genomic analysis methods—built during his initial ELA work, Lane's lab made a critical discovery: the rare cancer showed a surprising dependency on a signaling pathway called PI3K gamma.

While PI3 kinases (specifically Class 1a enzymes like alpha, beta, and delta) are well-known therapeutic targets with approved drugs for cancers like breast cancer and chronic lymphocytic leukemia, Lane notes that PI3K gamma, a Class 1b enzyme with distinct upstream and downstream signals, had received less attention in cancer.

Previous research focused on inhibiting PI3K gamma to improve immunotherapy efficacy against solid tumors, which proved unsuccessful. But Lane's lab tried a different approach, with vastly different results. They demonstrated that eganelisib, an existing PI3K gamma inhibitor, was effective as a monotherapy in a subset of leukemias identified by a specific biomarker. Crucially, they also found that the drug worked in combination with several existing leukemia treatments.



From Bench to Bedside: A Rapid Translation

That's when compelling preclinical data met a stroke of serendipity. With investor support, Lane quickly spun up a new company, Stelexis Biosciences, and acquired eganelisib. Since the drug had already completed Phase 2 trials in hundreds of solid tumor patients, its safety profile was well-established, and existing pharmacokinetic and pharmacodynamic data meant that the new company could immediately give leukemia patients the doses that Lane's team had found were effective in animal models. Phase 1b trials of eganelisib as both a monotherapy and a combined therapy in patients with relapsed AML are currently underway.

The Mark Foundation's Catalytic Role

For Lane, the Emerging Leader Award provided the critical early support and flexibility necessary to explore this unconventional path.

"I love the ELA program," he said. "It's a setup that doesn't exist in other funding mechanisms. It lets people follow where the science goes, which is the way it should be, especially if it's an out-of-the-box idea."

In Lane's case, that foundational support and scientific freedom enabled a remarkably fast translation of early-stage research to the clinic. Lane later went on to act as chair of the ELA review committee for three years, helping provide that opportunity to the next cohort of high-potential researchers.





• Features

Denes Hnisz Turns Disordered Proteins into New Treatment Targets



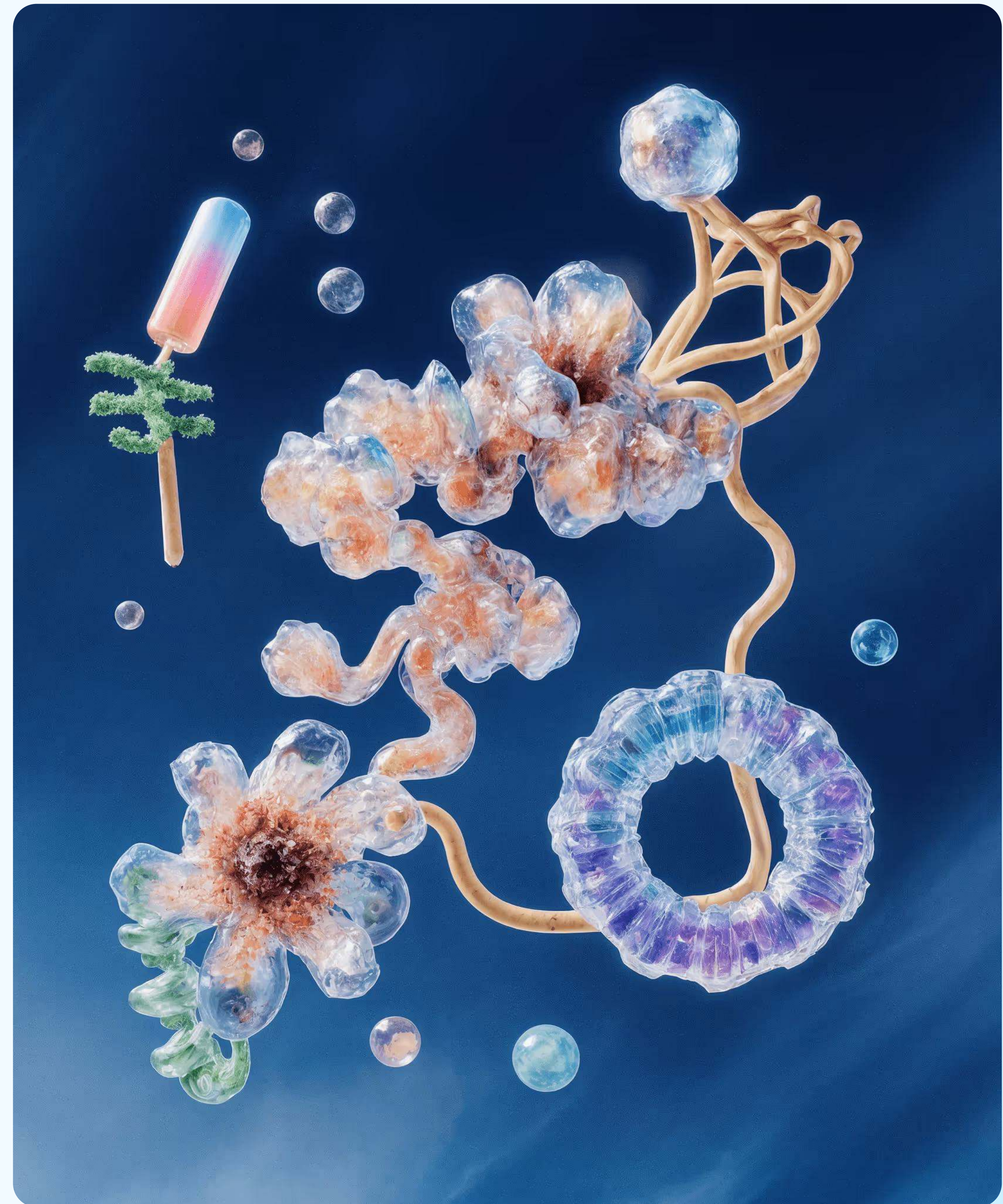
Denes Hnisz, PhD



- Features

For decades, intrinsically disordered proteins in human cells have been the “problem child” of molecular biology, says Denes Hnisz, PhD. Since they don’t fold into stable, predictable structures, these proteins have proven nearly impossible to study using biochemical tools like X-ray crystallography or to target with small-molecule therapeutics.

The challenge has been particularly frustrating for cancer researchers, since many of the critical oncoproteins that drive cancer growth fall within this disordered realm. But thanks to a novel, multidisciplinary approach — and support from The Mark Foundation — these so-called “undruggable” proteins could now become viable targets for new cancer therapeutics.



• Features

Untangling the Nuances of Condensates

"This type of work is tough to get funded by agencies that primarily fund basic biology, but it's also too early-stage to be sponsored by industry," he says. "The Mark Foundation really filled in that major gap."

Hnisz, a group leader at the Max Planck Institute for Molecular Genetics in Berlin, is a leading expert on biomolecular condensates – tiny, protein-rich droplets that form within human cells. His lab investigates how condensates form, their functions, and how genetic diseases such as cancer alter their composition and behavior.

Several years ago, Hnisz's knowledge of oncoprotein condensates led him to an interesting hypothesis: that the androgen receptor's ability to form condensates is key to its function in prostate cancer. But as he started to pursue funding to explore the theory, which he notes was controversial at the time, Hnisz ran into a familiar hurdle.

In 2022, Hnisz received an ASPIRE Award to explore the question through a collaboration with leading biophysicist Xavier Salvatella, PhD, at IRB Barcelona. While molecular biology and biophysics are typically treated as separate disciplines, Hnisz noted, The Mark Foundation's focus on multidisciplinary approaches allowed him to augment his own skill set with Salvatella's deep knowledge of protein structure and behavior.



Unlocking a New Path Forward

The initial ASPIRE grant served as a critical proof-of-concept. Hnisz and Salvatella focused on the understudied N-terminal domain of the androgen receptor, a disordered region known to be essential for AR's oncogenic activity. Their work revealed that a high abundance of specific amino acids within this disordered part make the AR "sticky," leading to condensate formation. Crucially, they discovered that when the AR is forced into condensates, parts of its disordered sequence assume a transiently stable structure, creating a binding pocket that could be targeted using small molecules.

This discovery laid the groundwork for a new strategy to interfere with AR function, offering a much-needed alternative to existing therapies that target the AR's stable, ligand-binding domain.

While current FDA-approved drugs are effective, resistance often emerges, leaving patients with limited treatment options. Targeting the N-terminal domain's condensate behavior, Hnisz and Salvatella hope, could offer those patients a meaningful path forward. The findings also led Hnisz and Salvatella to co-found Nuage Therapeutics, a company dedicated to leveraging molecular condensates to unlock the druggability of intrinsically disordered proteins in diverse cancer types. The startup, based in Spain, is currently validating targets for several different malignancies.

The findings also led Hnisz and Salvatella to co-found Nuage Therapeutics, a company dedicated to leveraging molecular condensates to unlock the druggability of intrinsically disordered proteins in diverse cancer types. The startup, based in Spain, is currently validating targets for several different malignancies.



Expanding the Impact: A Growing Partnership

With the successful proof-of-concept in place, Hnisz received an ASPIRE II Award in 2024 to expand the work. He is now investigating the molecular mechanisms of condensation behavior in five other hormone receptors, all of which are major oncoproteins. The goal is to determine if the same concept applies to a broader range of human oncoproteins, potentially extending the therapeutic applicability beyond prostate cancer to conditions like breast cancer and other hormone-linked cancers.

"The Mark Foundation is incredibly excited by the potential of Dr. Hnisz's work," says Ryan Schoenfeld, PhD, CEO of The Mark Foundation for Cancer Research.

"His approach to targeting intrinsically disordered proteins could open up entirely new therapeutic avenues for challenging cancers. It's precisely the kind of bold, high-impact science we aim to accelerate."



Advancing Upper GI Cancer Research

Upper gastrointestinal cancers — including esophageal, stomach, and pancreatic cancers — remain among the most challenging to detect and treat.

In 2024, The Mark Foundation deepened its commitment to tackling these diseases by supporting a new wave of pioneering research in partnership with the DeGregorio Family Foundation and the Torrey Coast Foundation. From developing new targeted therapies to overcoming resistance to immunotherapies, this work reflects our mission to accelerate bold science where it's needed most.

[Read More](#)



Partnerships

Partnership Spotlight

The Mark Foundation and The Sontag Foundation Join Forces to Tackle Glioblastoma



THE SONTAG FOUNDATION

Despite decades of research, glioblastoma remains one of the deadliest cancers, with a five-year survival rate of less than 5%. The disease's complexities are vast: from the tumor's ability to adapt and resist therapies to the blood-brain barrier that acts as a shield against drug delivery. Even obtaining biopsies, which are crucial to understanding the disease's progression, is a significant hurdle.



That's why The Mark Foundation for Cancer Research has teamed up with The Sontag Foundation to find a new path forward. This past November, we brought together a select group of top scientists in Chicago for a workshop titled "No Stone Unturned: Relentless Pursuit of a Cure for Glioblastoma." Attendees included global leaders in glioblastoma research as well as experts from outside the brain tumor world whose platforms, technologies, or fields of inquiry are advancing the frontiers of translational research.

Attendees presented their insights and joined dynamic panel discussions, identifying new targets for therapies and exploring boundary-pushing drug discovery strategies. Cross-disciplinary collaborations sparked by this workshop are already taking shape, with proposals currently under consideration for joint funding by the foundations.

"Glioblastoma is a formidable opponent, but we are convinced that by bringing together diverse scientific perspectives and fostering new kinds of collaboration, we can uncover hidden vulnerabilities and accelerate the development of life-changing therapies," said Becky Bish, PhD, Head of Discovery and Preclinical Research at The Mark Foundation. "This partnership with The Sontag Foundation represents our shared commitment to turning the tide against this devastating disease."

2024 Research Grants

Advancing Bold Ideas in Cancer Science

In 2024, The Mark Foundation continued its commitment to accelerating impactful cancer research by funding innovative projects across institutions worldwide.



Examining the interplay between chromosomal instability and the tumor immune microenvironment

ASPIRE

Sarah McClelland, Barts Cancer Institute, Queen Mary University of London; Samuel Bakhom, Memorial Sloan Kettering Cancer Center; Floris Fojjer, Netherlands Cancer Institute



Defining and interrupting microenvironment-driven metabolic activity in brain cancer

ELA

Daniel Wahl, University of Michigan Rogel Cancer Center



Molecular staples: protein superglues which disrupt oncogenic fusions

ELA

Liron Bar-Peled, Massachusetts General Hospital



Targeting the breast microenvironment for cancer immunoprevention in BRCA1 mutation carriers

ELA

Kai Kessenbrock, University of California, Irvine



Synthetic transcription factors and cell states for cancer immunotherapy

ELA

Ansuman Satpathy, Stanford University



Identifying spatially conserved programs during tumor-stroma coevolution

ELA

Mara Sherman, Memorial Sloan Kettering Cancer Center



Decoding the dynamic interplay between hepatic metabolism, the nervous system, and immune response in cancer cachexia

Endeavor

Ayelet Erez, and Steffen Jung, Weizmann Institute of Science; Asya Rolls, Tel Aviv University; and Keren Yizhak, Technion



Full spectrum genetic engineering of CAR T-cells for gastric cancer


Endeavor

Julia Carnevale, Justin Eyquem, Alexander Marson, Kole Roybal, and Gregory Allen, University of California San Francisco; Karin Pelka, Gladstone Institutes

2024 Research Grants

Advancing Bold Ideas in Cancer Science

In 2024, The Mark Foundation continued its commitment to accelerating impactful cancer research by funding innovative projects across institutions worldwide.



The Mark Foundation Center for Lineage Plasticity

Mark Foundation Center


Cory Abate-Shen, PhD, Anil Rustgi, MD, and Michael Shen, PhD, Columbia University Herbert Irving Comprehensive Cancer Center; David Solit, MD from Memorial Sloan Kettering Cancer Center



MATCHMAKERS: Solving TCR recognition and design via integrated high-throughput screening, structural, functional, and computational approaches

2024 PARTNERSHIP THROUGH CANCER GRAND CHALLENGES – A GLOBAL RESEARCH INITIATIVE CO-FOUNDED BY CANCER RESEARCH UK AND THE NATIONAL CANCER INSTITUTE

Michael Birnbaum, MIT (and team), Cancer Grand Challenges Team



Targeting TLS polymerases as anti-cancer therapeutic targets

ASPIRE


Phil Hieter & Peter Stirling, University of British Columbia



Next-generation signatures of mutational processes shaping chromosomal instability in cancer

ASPIRE

Florian Markowetz, CRUK Cambridge Institute at the University of Cambridge; Marcin Imieliński, Weill Medical College of Cornell University; Peter Van Loo, MD Anderson Cancer Center; Roland Schwarz, Max Delbrück Center for Molecular Medicine



Targeting transcription in medulloblastoma and beyond

ASPIRE

Nicolas Thomä, École Polytechnique Fédérale de Lausanne



Investigation of pathways that recognize and remove damaged proteins in cancer

ASPIRE

Christina Woo, Harvard University



Quantitative spatial analysis to define and delineate the origins of lethal tumor microenvironments in lung and kidney cancer

ASPIRE II

Erik Sahai, Francis Crick Institute, and Helen Byrne, University of Oxford



Uncovering new functions of Rb and p53 in solid tumours

ASPIRE II

Shom Goel, Peter MacCallum Cancer Centre, University of Melbourne

Advancing Bold Ideas in Cancer Science

In 2024, The Mark Foundation continued its commitment to accelerating impactful cancer research by funding innovative projects across institutions worldwide.



Transcription factor condensates as drug targets

ASPIRE II

Denes Hnisz, Max Planck Institute for Molecular Genetics



Defining the Mechanism of Thrombosis in Patients with Multiple Myeloma

ASPIRE Awards offered in partnership with Damon Runyon Cancer Research Foundation

Physician Scientist Training Award to Rebecca Zon, Dana-Farber Cancer Institute



Spatiotemporal profiling of the aged microenvironment in tumor dormancy and recurrent disease

ASPIRE Awards offered in partnership with the Samuel Waxman Cancer Research Foundation and the Melanoma Research Alliance

Aging and Cancer Award to Ashani Weeraratna, Johns Hopkins University; Arjun Raj, University of Pennsylvania



Comprehensive cellular and spatial characterization of the follicular lymphoma microenvironment and its association with clinical outcomes

ASPIRE Awards offered in partnership with the Follicular Lymphoma Foundation

ASPIRE Award to Michael Green and Christopher Flowers, The University of Texas MD Anderson Cancer Center



Epigenetic profiling and restoration of immune response to target gastroesophageal cancer

ASPIRE Awards offered in partnership with the DeGregorio Family Foundation and the Torrey Coast Foundation

Sarah Derks, Amsterdam University Medical Center; Wilbert Zwart, The Netherlands Cancer Institute



Therapeutic targeting of esophageal tumors with MLL4 or UTX mutations

ASPIRE Awards offered in partnership with the DeGregorio Family Foundation and the Torrey Coast Foundation

Ali Shilatifard and Zibo Zhao, Northwestern University



Overcoming immunosuppression and immunotherapy resistance in gastric cancer

ASPIRE Awards offered in partnership with the DeGregorio Family Foundation and the Torrey Coast Foundation

Zheng Chen, Alejandro Villarino, YanGuo, Peter Hosein, and Oliver McDonald, Sylvester Comprehensive Cancer Center, University of Miami Miller School of Medicine,



Integrating multiomics data to characterize lung cancer and tumor microenvironment


Momentum Fellowships

Oriol Pich, The Francis Crick Institute

2024 Research Grants

Advancing Bold Ideas in Cancer Science

In 2024, The Mark Foundation continued its commitment to accelerating impactful cancer research by funding innovative projects across institutions worldwide.



Investigating the mechanisms through which gliomas integrate into neuronal circuitries

Momentum Fellowships


Alessandro Matera, University of Lausanne, Ludwig Institute for Cancer Research



KDM3B as a genotype-specific target in IDH1/2-mutant clonal hematopoiesis and leukemia

Momentum Fellowships

Hannah Fay, Memorial Sloan Kettering Cancer Center



Multiomic analysis of the tumor vasculature in glioblastoma

Momentum Fellowships

Leire Bejarano Bosque, University of Lausanne Ludwig Institute for Cancer Research



Tracing the tumour microenvironment evolution from early-stage primary tumours to post-mortem metastasis in lung cancer

Momentum Fellowships

Mihaela Angelova, The Francis Crick Institute



Our Team

Our Team

At the core of The Mark Foundation is a multidisciplinary team united by one mission: to accelerate scientific breakthroughs in cancer research. From leadership to our scientific advisors, each member brings deep expertise and a bold, collaborative spirit.

THE MARK FOUNDATION TEAM



Ryan Schoenfeld, PhD
Chief Executive Officer



Becky Bish, PhD
Head of Discovery and Preclinical Research



Michael Carleton, PhD
Senior Scientific Director



Meredith Henning
Grants & Data Operations Coordinator



Ian Lesser
Director of Finance and Administration



Janice Lin, PhD
Portfolio Manager, Research & Investments



Rebecca Liu, PhD
Director, Grants Administration



Amaia Lujambio, PhD
Scientific Director



Rob Magin, PhD
Scientific Director



Our Team

Our Team

At the core of The Mark Foundation is a multidisciplinary team united by one mission: to accelerate scientific breakthroughs in cancer research. From leadership to our scientific advisors, each member brings deep expertise and a bold, collaborative spirit.

ADVISORY COMMITTEES



Ross Levine, MD (Chair, Scientific Advisory Board)
Memorial Sloan Kettering Cancer Center



Scott Armstrong, MD, PhD
Dana-Farber Cancer Institute



Catherine Bollard, MBChB, MD
Children's National Health System



Sarah-Jane Dawson, MBBS, FRACP, PhD
Peter MacCallum Cancer Centre and Centre for Cancer Research University of Melbourne



Johanna Joyce, PhD
University of Lausanne, Switzerland and Ludwig Institute for Cancer Research



Elaine Mardis, PhD
Nationwide Children's Hospital Institute for Genomic Medicine



Daniel Nomura, PhD
University of California, Berkeley



Charles Swanton, MBPhD, FRCP, FMedSci, FAACR, FRS
The Francis Crick Institute and University College London Cancer Institute



E. John Wherry, PhD
University of Pennsylvania Perelman School of Medicine



Our Team

Our Team

At the core of The Mark Foundation is a multidisciplinary team united by one mission: to accelerate scientific breakthroughs in cancer research. From leadership to our scientific advisors, each member brings deep expertise and a bold, collaborative spirit.

INDUSTRY ADVISORY COMMITTEE




Hans Bitter, PhD
MOMA Therapeutics



Pamela Carroll, PhD
Isomorphic Labs



Dan Hicklin, PhD
Werewolf Therapeutics



Markus Renschler, MD
Cyteir Therapeutics



Wendy Young, PhD
Google Ventures



Our Team

Our Team

At the core of The Mark Foundation is a multidisciplinary team united by one mission: to accelerate scientific breakthroughs in cancer research. From leadership to our scientific advisors, each member brings deep expertise and a bold, collaborative spirit.

BOARD OF DIRECTORS



Raymond N. DuBois, MD, PhD
(Executive Chair, Board of Directors)

Medical University of South Carolina
Hollings Cancer Center



Alex Knaster (Founder)
Pamplona Capital Management



Ross Levine, MD (Chair, Scientific Advisory Board)
Memorial Sloan Kettering Cancer Center



Nicola Mendelsohn CBE
Meta



Paul Pospisil, PhD
Korn Ferry



Otmar D. Wiestler, MD
Helmholtz Association



Financials

Financial Overview

Our audited financial statements and annual 990 forms are available here.



	2024	2023
ASSETS		
Cash and cash equivalents	\$ 4,163,153	\$ 22,361,365
Contributions receivable, net	67,188,474	62,373,066
Accrued interest receivable	50,865	30,951
Investments	30,608,514	14,916,600
Notes receivable, net	2,074,290	3,029,739
Prepaid expenses and other assets	130,565	105,431
Right-of-use asset – operating lease	878,898	1,220,896
Capitalized software, net	156,545	204,191
Property and equipment, net	53,431	95,170
Security deposit	154,979	154,979
Total Assets	\$105,459,714	\$104,492,38
LIABILITIES		
Accounts payable and accrued expenses	\$ 508,742	\$ 625,207
Grants payable, net	11,578,247	18,102,751
Lease liability	932,955	1,287,461
Total Liabilities	\$13,019,944	\$20,015,419
NET ASSETS		
Without donor restrictions	\$ 83,738,330	\$ 80,853,903
With donor restrictions	8,701,440	3,623,066
Total Net Assets	\$92,439,770	\$84,476,969

	2024	2023
SUPPORT AND REVENUE		
Contributions of financial assets	\$ 44,393,676	\$ 39,897,754
Contributions of nonfinancial assets	27,200	26,400
Investment loss, net	(1,498,752)	(3,436,967)
Foreign exchange gain (loss)	(30,647)	9,740
Loss on disposal of property and equipment	(4,982)	(4,901)
Total support and revenue	\$42,886,495	\$36,492,026

	2024	2023
EXPENSES		
Program services	\$ 32,757,049	\$ 32,649,433
Management and general	1,151,100	1,339,004
Fundraising	1,015,545	571,003
Total expenses	\$34,923,694	\$34,559,440

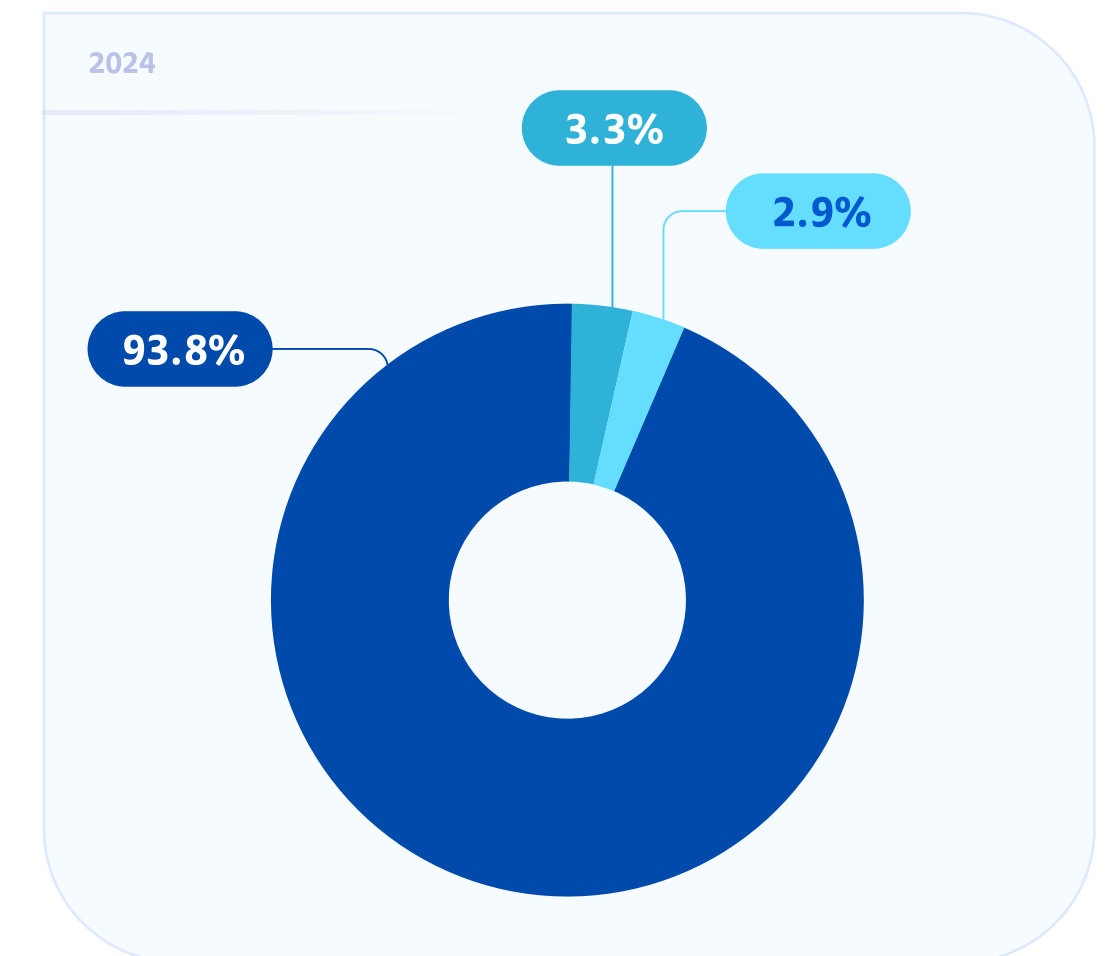
EXPENSES BY CATEGORY

2024

- 93.8% Program services
- 3.3% Management and general
- 2.9% Fundraising

2023

- 94.5% Program services
- 3.9% Management and general
- 1.6% Fundraising





To our supporters — thank you.

Your belief in bold science and commitment to progress make everything we do possible. Together, we are advancing the breakthroughs that will shape the future of cancer research.

